HANMERO

Foamed Ceramic

Architectural Decorative Series





COMPANY PROFILE

Wuhan Hanmero Building Materials Co., Ltd. is a high-tech enterprise specializing in the design, R&D, production and export of eco-friendly building materials. Our main products include foamed ceramic, lightweight composite sandwich panels, flexible tiles and related accessories, as well as ecological energy-saving integrated houses.

Founded in 2009, the company is headquartered in Wuhan, a transportation hub of central China. Our production base is located in Macheng, Huanggang, Hubei Province, with convenient logistics access.

We have a professional R&D team and have established cooperation with universities including Wuhan University of Science and Technology, Wuhan Institute of Technology and Hubei University, forming a complete management and R&D system.

The company owns 28 international trademarks and 12 national patents, and has published 38 papers in professional journals, making us a reliable supplier in the global green building materials industry.

At Hanmero, design, environmental protection and quality are our three core concepts. We are dedicated to serving customers wholeheartedly and promoting eco-friendly, energy-saving products and technologies in both domestic and overseas markets.

Hanmero’s unique technology and design, integrated with the green ecology concept, are widely applied in residential, hotel, office and school projects.



Foamed Ceramic

Foamed Ceramic

Foamed Eco-friendly & Odorless / Lightweight & High Strength / Easy Installation

- **Artistic Breeze Blocks**
- **Architectural Decorative Components**
- **Non-load-bearing Interior & Exterior Enclosure Structures**
- **Decorative Ornaments & Art Installations**

Foamed ceramic material with excellent performance

Lightweight	Density adjustable from 330-480 kg/m³, reducing structural load
High strength	Compressive strength exceeds 5 MPa, single-point hanging force exceeds 1000
Fire resistant	Inorganic material, A1 grade non-combustible material
Waterproof	Closed-cell structure, water vapor permeability coefficient 1.51×10g/(m·h·Pa)
Thermal insulation	Multi-porous structure, thermal conductivity as low as 0.08-0.18 W/(m·K)
Eco-friendly	Formaldehyde-free organic substances, radioactive nuclide limits are below national standards
Quick installation	Short production cycle, dry construction, convenient and fast
Weather Resistance	Inorganic ceramic material, permanent at cultural relic level
No cracking	Fired at high temperature of 1200°C, low drying shrinkage, stable thermal performance
Frost resistance	Water absorption as low as 1.5%, good frost resistance





Product Categories of Foamed Ceramic

Artistic Breeze Blocks



Architectural Decorative Components

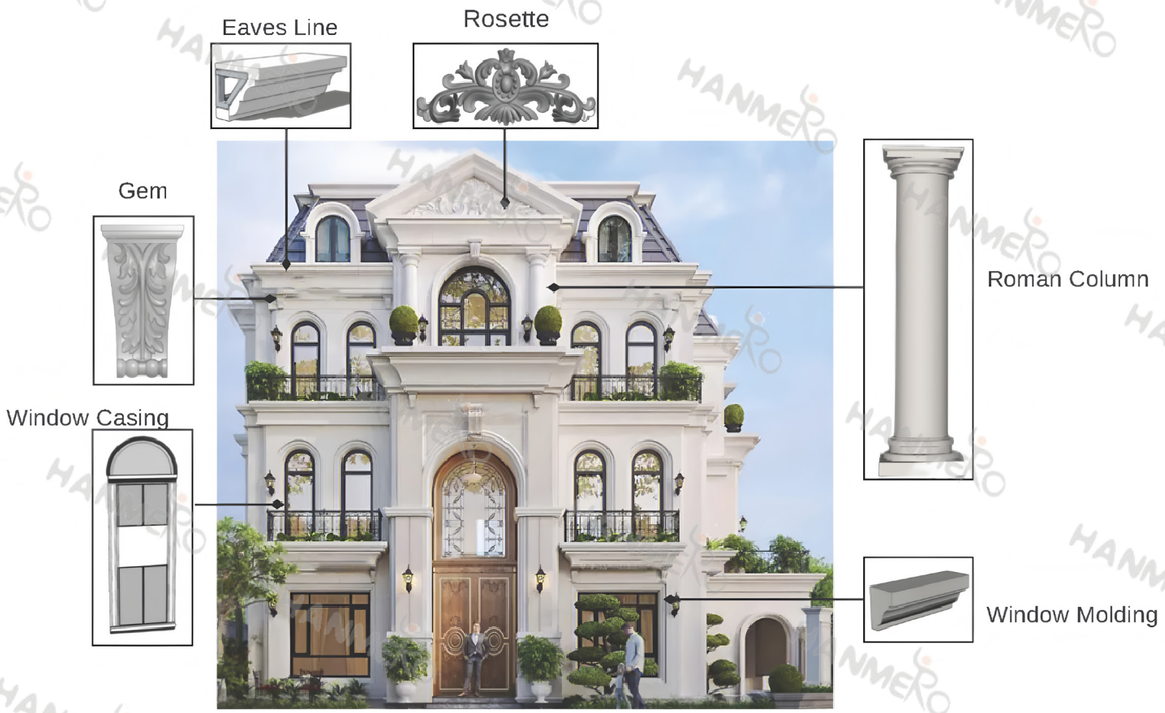

Non-load-bearing Interior & Exterior Enclosure Structures



Decorative Ornaments & Art Installations



Artistic Breeze Blocks



Artistic Breeze Blocks(Popular Styles)

Four Oval Holes



size:398*398*10mm
wight:5-5.5kg

standard color



Ivory White



Rammed Yellow



Warm Beige



Celadon Green



Chinese Red



Vibrant Orange



Charcoal Black



Sapphire Blue



More patterns and colors can be customised.

Artistic Breeze Blocks(Popular Styles)

Four Oval Holes



size:398*398*100mm
wight:5-5.5kg

standard color



Ivory White



Rammed Yellow



Warm Beige



Celadon Green



Chinese Red



Vibrant Orange



Charcoal Black



Sapphire Blue

More patterns and colors can be customised.



Artistic Breeze Blocks(Popular Styles)

Four Oval Holes



size:398*398*100mm
wight:5-5.5kg

standard color



Ivory White



Rammed Yellow



Warm Beige



Celadon Green



Chinese Red



Vibrant Orange



Charcoal Black



Sapphire Blue

More patterns and colors can be customised.





More patterns and colors can be customised.

Artistic Breeze Blocks(Popular Styles)

Four Oval Holes



size:398*398*100mm
wight:5-5.5kg

standard color



Ivory White



Rammed Yellow



Warm Beige



Celadon Green



Chinese Red



Vibrant Orange



Charcoal Black



Sapphire Blue

More patterns and colors can be customised.



Artistic Breeze Blocks(Popular Styles)

Four Oval Holes



size:398*398*100mm
wight:5-5.5kg

standard color



Ivory White



Rammed Yellow



Warm Beige



Celadon Green



Chinese Red



Vibrant Orange



Charcoal Black



Sapphire Blue

More patterns and colors can be customised.



Artistic Breeze Blocks(Popular Styles)

Four Oval Holes



size:398*398*100mm
wight:5-5.5kg

standard color



Ivory White



Rammed Yellow



Warm Beige



Celadon Green



Chinese Red



Vibrant Orange



Charcoal Black



Sapphire Blue

More patterns and colors can be customised.



More patterns and colors can be customised.

Artistic Breeze Blocks(Popular Styles)

Four Oval Holes



size:398*398*100mm
wight:5-5.5kg

standard color



Ivory White



Rammed Yellow



Warm Beige



Celadon Green



Chinese Red



Vibrant Orange



Charcoal Black



Sapphire Blue

More patterns and colors can be customised.



More patterns and colors can be customised.

Architectural Decorative Components

Eaves Line

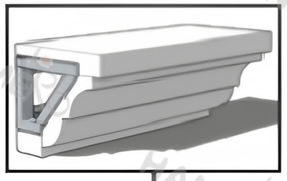

Rosette



Gem

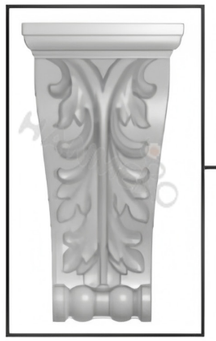

Window Casing

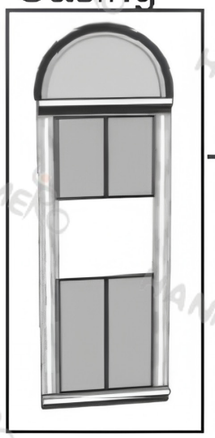





Roman Column



Window Molding

More patterns and colors can be customised.

Architectural Decorative Components

Roman Column(Popular Styles)



Decorative Relief Panel (Popular Styles)



More patterns and colors can be customised.

Architectural Decorative Components

Window Casing(Popular Styles)





































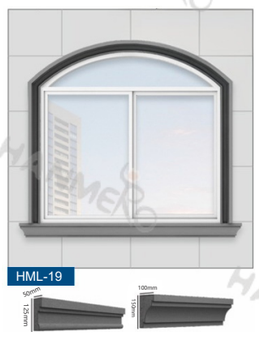











More patterns and colors can be customised.

Architectural Decorative Components



Ceiling Decorative Components



Relief Sculpture Decorative Components



Architectural Decorative Components

Non-load-bearing Interior & Exterior Enclosure Structures

Exterior Enclosure

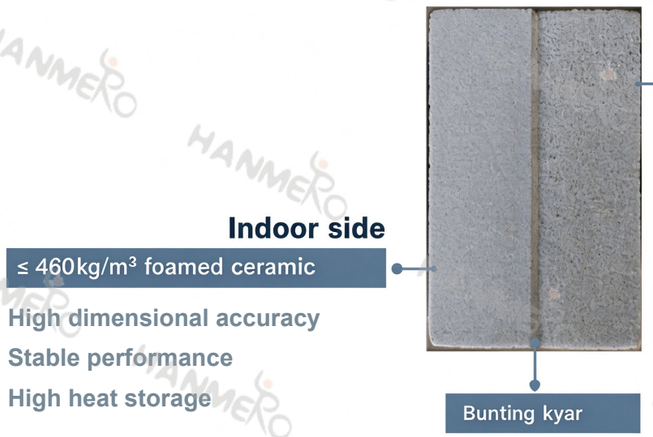

Outdoor side

180-330 kg/m³ foamed ceramic

Lightweight and high strength

Waterproof and moisture-proof

Low thermal conductivity

Indoor side

≤ 460kg/m³ foamed ceramic

High dimensional accuracy

Stable performance

High heat storage

Built-in steel reinforcement ensures application safety.

Bunting kyar

Environmentally friendly polymer-bonded mortar with high strength, low shrinkage, excellent weather resistance and durability; bonding strength >0.5MPa after 30 freeze-thaw cycles.



The 200mm version achieves a thermal transmittance (U-value) of 0.59 W/(m²·K), complying with energy-saving requirements for hot-summer and cold-winter zones.

Non-load-bearing Interior & Exterior Enclosure Structures

Interior Enclosure

Wall Panel Installation Diagram

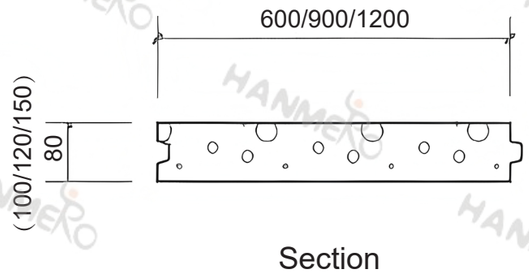

Section

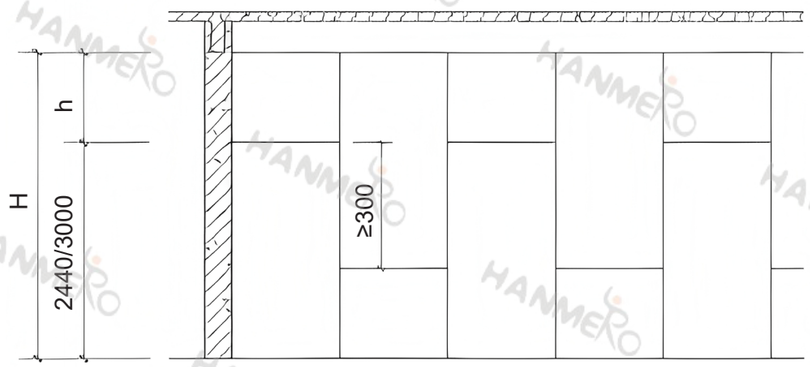

Horizontal Staggered Joint Installation （Unit: mm）



Non-load-bearing Interior & Exterior Enclosure Structures

Interior Enclosure

Construction Process Introduction

Construction Process Introduction



1 . Base Course Treatment



2 . Snap Line & Positioning



3 . Prepare Adhesive



4 . Component Positioning



5 . Panel Cutting & Steel Clip Position Grinding



6. Mortar Application & Installation



7. Level & Vertical Adjustment

1. Base Course Treatment

Clean dust, grease and loose debris on the base. Repair uneven areas to form a solid, flat and clean substrate for panel installation.

2. Snap Line & Positioning

Mark partition lines, elevation lines and layout positions on walls, floors and ceilings per drawings, reserving openings for doors and pipelines.

3. Prepare Adhesive

Mix special bonding mortar to uniform consistency. Prepare in small batches for timely use to ensure reliable bonding performance.

4. Component Positioning

Install and fasten U-clamps, angle brackets and other fittings according to marked lines as positioning supports for foamed ceramic panels.

5. Panel Cutting & Steel Clip Position Grinding

Cut panels to required sizes. Grind mounting edges for steel clips to remove burrs and prevent panel chipping.

6. Mortar Application & Installation

Coat bonding mortar evenly on panel tongue-and-groove surfaces. Align panels with control lines and assemble them one by one.

7. Level & Vertical Adjustment

Check flatness and verticality with level tools. Adjust panels and add temporary supports to meet construction tolerance.



8. Joint Filling



9. Second-layer Splicing Panel Installation



10. Structural Steel Beams & Columns



11. Fixing Heavy Loads on Wall



12. Grooving



13. Self-inspection & Construction Site Clean-up

8.Joint Filling

Clean panel gaps and fill with matching joint filler, compact smoothly to improve wall integrity and sealing effect.

9.Second-layer Splicing Panel Installation

Install upper panels after the base layer stabilizes. Adopt staggered joints to strengthen the overall stability of the partition wall.

10. Structural Steel Beams & Columns

Add steel beams and columns at corners, door heads and extra-high walls for structural reinforcement and load bearing.

11. Fixing Heavy Loads on Wall

Pre-embed reinforcement parts for heavy hanging items. Use special anchors; do not drill directly into hollow areas.

12. Grooving

Cut shallow grooves for pipelines in designated areas. Clean dust after grooving and repair after pipeline installation.

13. Self-inspection & Construction Site Clean-up

Check wall quality item by item. Clear construction waste and protect finished walls.

Decorative Ornaments & Art Installations

Custom foamed ceramic decorative ornaments and art installations.
Suitable for landscape fountain, garden features, interior art decoration and customized sculptural pieces.
Matte porous texture, fireproof and weather-resistant, shapes and colors can be fully customized.













武汉菡美洛建筑材料有限公司
Wuhan Hanmero Building MATERIALS Co., Ltd.
Tel:+86-27-83878999　+86-18971125811
Head Office: 2/F, Block B, Building 6, Huifeng Enterprise Headquarters,
Nanniwan Avenue, Qiaokou District, Wuhan
E-mail: info@hanmero.com　Website: www.hanmero.com

WhatsApp　WeChat